

VEGA PUBLISHING

SPANISH GRAMMAR UNLOCKED

— LEVEL 3 —

Upper Intermediate Edition

B1 → B2

21 Chapters · 5 Mistake Clinics · 4 Stories · 300 B2 Phrases



Vega Publishing © 2026

Table of Contents

BLOCK ONE — THE COMPLEX SENTENCE

Chapter 1: Subjunctive in Noun Clauses — Beyond the Basics	5
Chapter 2: Subjunctive in Adjective Clauses	9
Chapter 3: Subjunctive in Adverbial Clauses	13
Chapter 4: Advanced Conditional Structures	17
Chapter 5: Indirect Speech & Reporting Verbs	21
◆ Mistake Clinic 1: Mood Confusion	25
▶ Mini Story 1: “La Entrevista”	26

BLOCK TWO — SUBJUNCTIVE MASTERY

Chapter 6: Imperfect Subjunctive — Deep Dive	29
Chapter 7: Pluperfect Subjunctive & Conditional Perfect	33
Chapter 8: Sequence of Tenses — The Master Table	37
Chapter 9: Subjunctive vs. Indicative — The Gray Zone	41
↻ Spaced Review 1 (Chapters 1–9)	45
◆ Mistake Clinic 2: Tense Sequencing Disasters	47
▶ Mini Story 2: “El Juicio”	48

BLOCK THREE — REGISTER & STYLE

Chapter 10: Formal Written Spanish	51
Chapter 11: Nominalisation & Abstract Noun Phrases	55
Chapter 12: Concessive & Causal Connectors	59
Chapter 13: Advanced Relative Clauses	63
◆ Mistake Clinic 3: Register Fails & False Formality	67
▶ Mini Story 3: “La Propuesta”	68

BLOCK FOUR — ADVANCED CLAUSE ARCHITECTURE

Chapter 14: Advanced Ser vs. Estar	71
Chapter 15: The Passive System — Full Map	75
Chapter 16: Discourse Markers & Text Coherence	79
Chapter 17: Advanced Prepositions & Prepositional Verbs	83
Chapter 18: Conditional & Temporal Clause Combinations	87
U Spaced Review 2 (Chapters 10–18)	91
◆ Mistake Clinic 4: Clause Architecture Collapse	93

BLOCK FIVE — PRODUCTION & FLUENCY

Chapter 19: Register Mastery — Switching Gears	95
Chapter 20: Writing Workshop — Essays, Reports & Narratives	99
Chapter 21: Conversation Lab — Debate, Negotiation & Storytelling	103
◆ Mistake Clinic 5: Production Pitfalls	107
▶ Final Story: “La Reunión”	108

BACK MATTER

Conjugation Reference — B2 Master Tense Map	110
300 Essential B2 Phrases	112
Answer Key	115

B1 Bridge Quiz — Are you ready for Level 3?

Before you start, answer these 5 quick questions (answers below).

1. Si yo ___ (tener) dinero, viajaría. 2. Quiero que tú ___ (venir). 3. Busco *a*/estudiante que ___ (hablar) chino. 4. La carta fue ___ (escribir) por Ana. 5. Cuando ___ (llegar) mañana, llámame.

Answers: 1.tuviera 2.vengas 3.habla 4.escrita 5.llegues — If you got 4+, you are ready!

BLOCK ONE

The Complex Sentence

Chapters 1–5

*Subjunctive in Noun · Adjective · Adverbial Clauses
Advanced Conditionals · Indirect Speech*

CHAPTER 1

SUBJUNCTIVE IN NOUN CLAUSES


The Information vs. Reaction Principle · Expanded Triggers · Negation Flips

WHAT YOU ARE LEARNING

In Level 2 you learned the WEIR triggers. At B2, we go deeper. The key question is always: Is the main clause reporting information, or expressing a subjective reaction to it? Information = indicative. Reaction (desire, doubt, emotion, judgment) = subjunctive. This principle unlocks every gray-area case.

1. The Information vs. Reaction Principle


TYPE	EXAMPLE	MOOD
Information	Sé que ella está en casa.	Indicative
Reaction (emotion)	Me alegra que ella esté en casa.	Subjunctive
Information	Es evidente que él tiene razón.	Indicative
Reaction (judgment)	Es una pena que él tenga razón.	Subjunctive
Information	Creo que ella viene mañana.	Indicative
Reaction (doubt)	Dudo que ella venga mañana.	Subjunctive

 **The B2 Test:** Ask yourself “Is the speaker presenting this as a known fact, or reacting to it emotionally or subjectively?” If there is any subjective filter (desire, doubt, judgment, emotion) — use the subjunctive.

2. Expanded Noun Clause Triggers

Beyond the basic WEIR list, these B2 triggers are essential:

TRIGGER	MEANING	EXAMPLE (SUBJUNCTIVE VERB)
negar que	to deny that	Niega que sea culpable.
no admitir que	to not admit that	No admite que haya errores.
es raro/extraño que	it is strange that	Es raro que no haya llegado.
es una pena / lástima que	it is a shame that	Es una pena que no puedas venir.
es natural / normal que	it is natural that	Es normal que estés cansado.
es justo / injusto que	it is fair / unfair that	Es injusto que te paguen menos.
es hora de que	it is time that	Es hora de que hablemos en serio.
no es que	it is not that	No es que no quiera , sino que no puedo.
el hecho de que	the fact that	El hecho de que llegara tarde me molestó.
importar que	to matter that	No me importa que llueva .

 **El hecho de que** always triggers the subjunctive, even though it introduces a "fact." Why? Because the speaker is reacting emotionally to the fact, not just reporting it. Compare: *El hecho es que llegó tarde* (reporting) vs. *El hecho de que llegara tarde me molestó* (reaction).

3. The Negation Flip — Advanced Cases


Negating certain verbs shifts the meaning from fact (indicative) to doubt (subjunctive):

POSITIVE → INDICATIVE	NEGATED → SUBJUNCTIVE
Creo que viene . (I think he is coming)	No creo que venga . (I don't think he is coming)
Parece que tiene razón. (It seems he is right)	No parece que tenga razón. (It doesn't seem he is right)
Es cierto que es difícil. (It is true it is difficult)	No es cierto que sea difícil. (It is not true it is difficult)
Está claro que miente . (It is clear he is lying)	No está claro que mienta . (It is not clear he is lying)

Negar que vs. afirmar que

Afirma que **tiene** una solución. — He claims he has a solution. (fact)

Niega que **tenga** responsabilidad alguna. — He denies having any responsibility. (denial = subjunctive)

 **B2 Rule:** Verbs of negation and denial (negar, rechazar, desmentir) always trigger the subjunctive in the subordinate clause, even though they refer to something real.

4. Chapter 1 Practice

A. IDENTIFY THE TRIGGER TYPE Is each trigger expressing information or reaction?

1. Es evidente que él ___ (saber) la verdad. → Information / Reaction?
.....
2. Es extraño que no ___ (llamar). → Information / Reaction?
.....
3. El hecho de que no ___ (venir) me preocupa. → Information / Reaction?
.....
4. Sé que tú ___ (tener) razón. → Information / Reaction?
.....

B. TRANSFORM USING THE NEGATION FLIP

5. Creo que es posible. → No creo que ____.
.....
6. Parece que tiene tiempo. → No parece que ____.
.....
7. Está claro que saben la respuesta. → No está claro que ____.
.....

C. ERROR CORRECTION Find and fix the mood error.

8. Niego que yo **soy** responsable. → ____
.....
9. Es hora de que **hablamos**. → ____
.....
10. No es que **no quiero**, es que no tengo tiempo. → ____
.....

D. GUIDED PRODUCTION Complete this formal email using the given triggers.

11. Write 3 sentences: one with *es injusto que*, one with *niego que*, one with *el hecho de que... me parece*.
.....
.....

CHAPTER 2

SUBJUNCTIVE IN ADJECTIVE CLAUSES


Known vs. Unknown Antecedents · The Specificity Test · Indefinite Pronouns

WHAT YOU ARE LEARNING

An adjective clause describes a noun (the antecedent). In Spanish, the mood in this clause depends on whether the antecedent is **specific and known** (indicative) or **unknown, unspecified, or nonexistent** (subjunctive). This distinction is crucial for B2 writing and speaking.

1. Known vs. Unknown Antecedent

SENTENCE	ANTECEDENT STATUS	MOOD
Tengo un piso que tiene tres habitaciones.	Known (I own it)	Indicative
Busco un piso que tenga tres habitaciones.	Unknown (I'm looking)	Subjunctive
Conozco a alguien que habla árabe.	Known person	Indicative
Necesito a alguien que hable árabe.	Unknown person	Subjunctive
Hay un médico que atiende sin cita.	Known (exists)	Indicative
Busco un médico que atienda sin cita.	Unknown (may not exist)	Subjunctive

 **The Specificity Test:** Ask “Does the speaker already know this specific person or thing exists?” YES = indicative. NO / NOT YET / ANY = subjunctive.

2. Negative Antecedents

When the antecedent is negative (no one, nothing), the subjunctive is always required because a nonexistent entity can never be specific:

SPANISH	ENGLISH
No hay nadie que sepa la respuesta.	There is nobody who knows the answer.
No existe nada que pueda cambiar mi opinión.	Nothing can change my mind.
No encontré ningún libro que explicara esto bien.	I found no book that explained this well.
No conozco a nadie que haya visitado ese país.	I know no one who has visited that country.

3. Indefinite Pronouns — cualquiera, quienquiera

PRONOUN	MEANING	EXAMPLE
cualquiera que	whoever / whichever	Cualquiera que llegue primero gana.
quienquiera que	whoever	Quienquiera que lo haya hecho debe disculparse.
dondequiera que	wherever	Dondequiera que vayas , te seguiré.
como quiera que	however	Como quiera que lo hagas , hazlo bien.



These always take the subjunctive because they refer to unspecified, indefinite entities. “Whoever arrives first” is by definition unidentified.

4. Advanced Specificity: The Article Test

A quick shortcut: the article before the antecedent often signals the mood needed.


ARTICLE	SIGNALS	MOOD	EXAMPLE
el / la / los / las	Specific, known	Indicative	Busco al estudiante que hizo esto.
un / una	Unspecified (may or may not exist)	Subjunctive	Busco un estudiante que haga esto.
ningún / ninguna	Nonexistent	Subjunctive	No hay ningún estudiante que sepa esto.

Real-world contrast — Job ad vs. job discussion

Job ad: “Buscamos a **una** persona que **tenga** experiencia en ventas.”

Job discussion: “Conozco a **la** persona que **tiene** experiencia en ventas.”

The article tells you the mood. Memorise: un/una → subjunctive.

 **Past contexts:** When you look back on a past search, you might use indicative even for an originally unknown antecedent, once found: *Encontré un apartamento que **tenía** tres habitaciones (now known).*

5. Chapter 2 Practice

A. INDICATIVE OR SUBJUNCTIVE? Choose and justify in one word (known/unknown/negative).

1. Tengo un colega que ___ (hablar) portugués. → mood: ___ because: ___

2. Necesito un colega que ___ (hablar) portugués. → mood: ___ because: ___

3. No hay nadie que ___ (poder) solucionar esto. → mood: ___ because: ___

4. Encontré a alguien que ___ (poder) ayudar. → mood: ___ because: ___

B. CLOZE PASSAGE Fill each blank with indicative or subjunctive.

5. La empresa busca un director que ___ (tener) experiencia internacional, que ___ (conocer) los mercados asiáticos y que ___ (hablar) al menos dos idiomas. Actualmente, el director que ___ (estar) al frente del departamento no reúne estos requisitos.

C. TEXT RECONSTRUCTION Reorder to form correct sentences.

6. que / haya / quienquiera / esto / responsable / hecho / es

7. encuentro / que / no / ninguna / esta / tienda / calidad / tenga / ropa / de

D. PRODUCTION Write 3 job posting sentences using subjunctive adjective clauses.

8. (Use: buscar un / una candidato/a que..., se requiere alguien que..., valoramos a quien...)